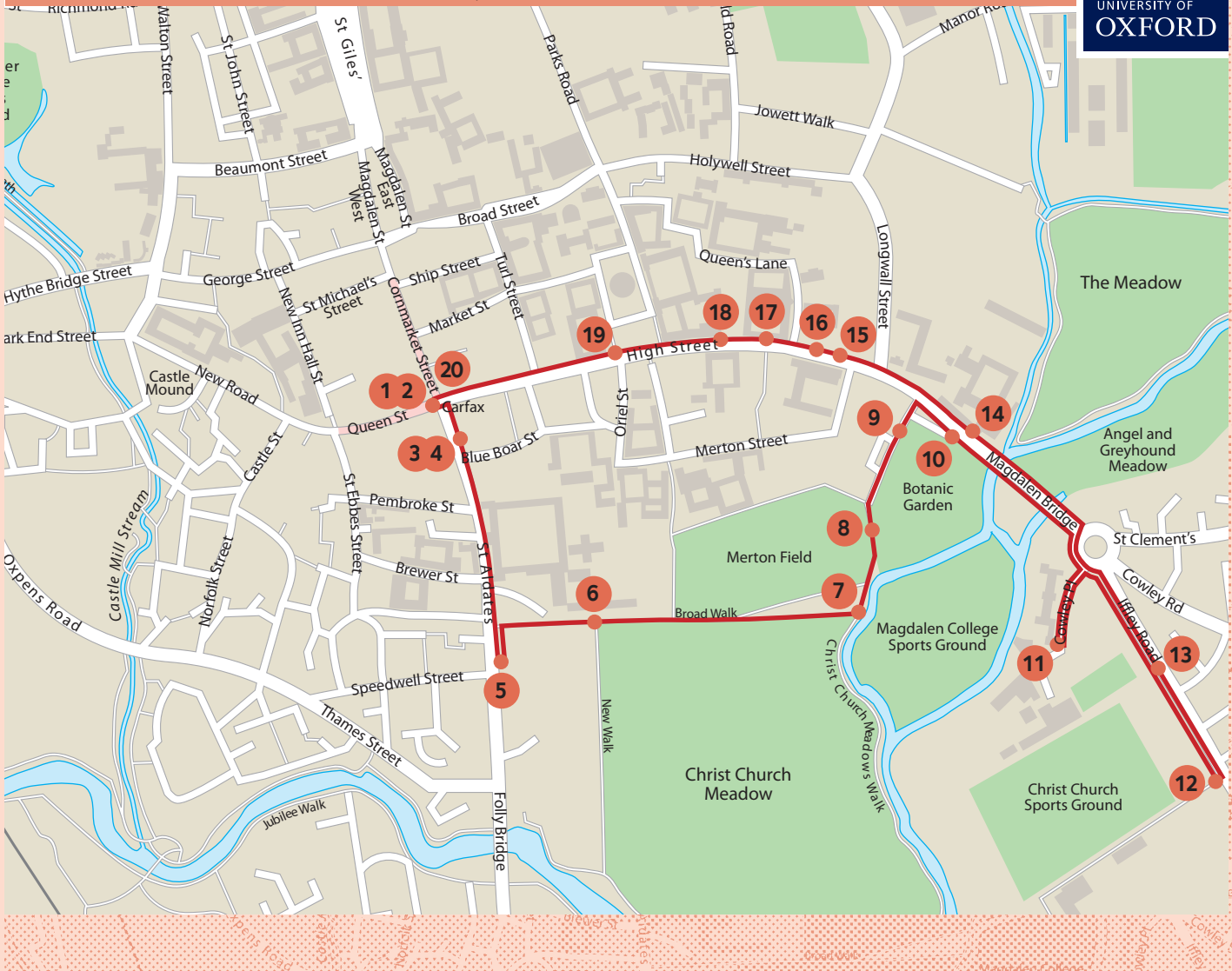




# Oxford Audio Admissions Tours - Red Route - Oxford Student Life

**Time:** 90 minutes, **Distance:** 3.7 km/2.3 miles





This Red Route will give you an insight into Student Life at Oxford, including the variety of music and drama on offer, and take you to some of Oxford's undergraduate colleges, the Iffley Sports Ground and other University locations.

It will take you approximately 90 minutes to take the full walking tour and listen to all the tracks along the route. Alternatively, you can pick any particular tracks that you would like to listen to and choose your own route.

The five undergraduate colleges included have been chosen because they are near the other stops on this route. No colleges specialise in any particular subject, and most colleges offer most courses. To see around the grounds of a college please visit the porter's lodge (reception) at that college, and ask if you can have a look around. Most colleges have specific opening times during the day so please check their individual websites or ask in the Admissions Information Centre on Little Clarendon Street.

Central Oxford is relatively flat but there are several cobbled streets, steps and narrow pavements, as well as other pedestrians and traffic. Please be careful, especially when crossing roads, and take extra care to look out for bicycles. We recommend that you don't listen to the tour while you are walking: the tracks are designed for you to listen to when you arrive at each location.

 We have attempted to make both the route and the information on this tour as accessible as possible. If you require the guide in an alternative format please contact the Admissions Information Centre. We will be glad to help with any queries about specific accessibility requests.



Botanic Garden (see 10)

## 1 2 How to use & navigate the tour



These introductory tracks explain how to use the tour and how to safely navigate your way around the city of Oxford. It is recommended to listen to these first two tracks so that you can

plan your visit and consider whether you will have time for the full walking tour. The tour starts at Carfax, which is located at the conjunction of St Aldate's and Cornmarket Street. You may like to listen to these introductory tracks in front of Carfax Tower before you set off.

From Carfax, head down St Aldates crossing the road to the left hand side using the pedestrian crossing.

## 3 4 College life at Oxford

These two tracks explain how the collegiate system works at Oxford and what facilities you can expect to find in any of Oxford's 30 undergraduate colleges.

This audio tour takes you past five colleges to demonstrate how the University is spread across the city. All of the colleges have more similarities than differences.

Stop and listen to these tracks in front of the Oxford Town Hall located on the left hand side of St Aldates. To reach your next stop, continue down the left hand side of St Aldates to the Faculty of Music and the Bate Collection of Musical Instruments.

## 5 Music at Oxford

This track will give you an insight into the huge variety of music and facilities available to all students at Oxford.

From the Faculty of Music, return up St Aldates on the right hand side, turning right into the Christ Church visitor entrance. Walk along Broad Walk.

## 6 Christ Church



Continue along Broad Walk with Christ Church meadow to your right. There are several benches along this walk to sit and listen to this track about Christ Church.

## 7 Drama at Oxford

Stop and find a quiet place around Christ Church Meadow to listen to this track which includes information about the wide variety of drama available to all Oxford students looking to get involved just for fun or with a serious interest!

## 8 The City and Oxford

Continue further along Broad Walk until you reach the river. Stop and listen to this track about life in Oxford before turning left and following the path.

## 9 Student Life 1

This track gives you the opportunity to listen to a Modern Languages student's perspective on life at St Hilda's College Oxford. Listen to this before continuing and following the path to the exit gates (these are not accessible by wheelchair), and follow Rose Lane to the High Street. Turn right and walk along the right hand side of the road until you reach the Botanic Garden.

## 10 Botanic Garden

The Botanic Gardens is easily identified by the impressively decorated large stone gateway. A day ticket costs £3.50 and opening times vary but

generally the gardens are open from 9.30am to 4.30pm seven days a week.

From the Botanic Gardens, continue along the High Street on the right hand side, walking over Magdalen Bridge. At the roundabout turn right into Cowley Place continuing to the end of the road, keeping to the right hand side.

## 11 St Hilda's College

**Founded: 1893 Number of undergraduates: 399**



Listen to the St Hilda's College track at the main entrance or visit the porter's lodge to enquire about visiting the grounds. On leaving St Hilda's, return along Cowley Place, keeping to the right hand side. At

the roundabout turn right along Iffley Road and continue down this road until you reach the Roger Bannister blue plaque and signs for the Sports' grounds café.

## 12 Sports at Oxford



This track is designed to be listened to as you visit inside the Iffley Sports Ground. The best entrance to use is down the path off Iffley Road. Follow it under the grandstand and all the way to reception. Please visit reception and let them know you are a prospective applicant to Oxford.

## 13 Student Life 2

You may wish to listen to this track as you walk away from the Iffley Sports Ground back towards Magdalen Bridge.

Return along Iffley Road, keeping to the left hand side. At the roundabout continue straight onto Magdalen Bridge, being careful to cross the road using the islands. Continue along the High Street on the right hand side until you reach the path down to the river just before Magdalen College.

Stop and listen to this track about a Theology student's perspective on life at Mansfield College Oxford in the space just after the bridge.

## 14 Magdalen College

**Founded: 1458 Number of undergraduates: 418**

Stop outside the main entrance to Magdalen College where you can see through to one of the quads and listen to this track. Speak to the porters at the lodge for information about visiting times. Continue along the High Street on the right hand side until you are directly opposite Merton Street.

## 15 The Ruskin School of Drawing & Fine Art



The Ruskin is located at 74 High Street, just past the High Table restaurant and Merton Street.

Listen to this track remaining on the High Street or use the traffic lights to cross the road and stop in front of the Ruskin.

## 16 Making an application

Continue along the High Street remaining on the right hand side. Listen to this track opposite the Examinations School; a large gothic style building with stone pillars supporting an elaborately carved porch. During term the University's lectures are held here with over a thousand students coming and going every hour. During the peak period in June almost twelve hundred students are seated every day for

written examinations. They are all required to attend in sub-fusc clothing (black and white) - an Oxford tradition still enforced.

This track explains how to make an application to Oxford University for an undergraduate course. You may like to discuss a potential application in more depth with one of our staff in the Admissions Information Centre in Little Clarendon Street. To reach the next stop, proceed further along the High Street.

## 17 The Queen's College

**Founded: 1341 Number of undergraduates: 343**



The College is located on the right hand side and the entrance can be seen leading up a few steps under the domed rotunda of the gatehouse with the statue of Queen Caroline. Stop and listen to

this track here.

## 18 University College

**Founded: 1249 Number of undergraduates: 366**



University College is slightly further along the High Street, past the Grand Cafe and on the opposite side of the road to the Queen's College. Stop and listen to this track at the entrance to

University College or enquire at the porter's lodge to visit inside.

## 19 Interviews at Oxford



This track will help you to understand what to expect from an interview at Oxford and how you might go about preparing for an interview. To find a quiet place to stop and listen to this track turn

right after the University Church of St Mary the Virgin and walk towards Radcliffe Square.

## 20 Finish

Continue back up the High Street until you return to Carfax.

Now that you have reached the end of the tour you may like to listen to this final track before you return home or continue with the rest of your visit to Oxford. If you have any further questions about the University, the colleges or anything else, our experienced admissions staff at the Admissions Information Centre will be happy to help. You may prefer to browse our web pages at [www.admissions.ox.ac.uk](http://www.admissions.ox.ac.uk).

Thank you for listening to the Oxford Audio Admissions Tour.

### Admissions Information Centre

55 Little Clarendon Street, Oxford OX1 2HS  
T: 01865 288000  
E: [undergraduate.admissions@admin.ox.ac.uk](mailto:undergraduate.admissions@admin.ox.ac.uk)

